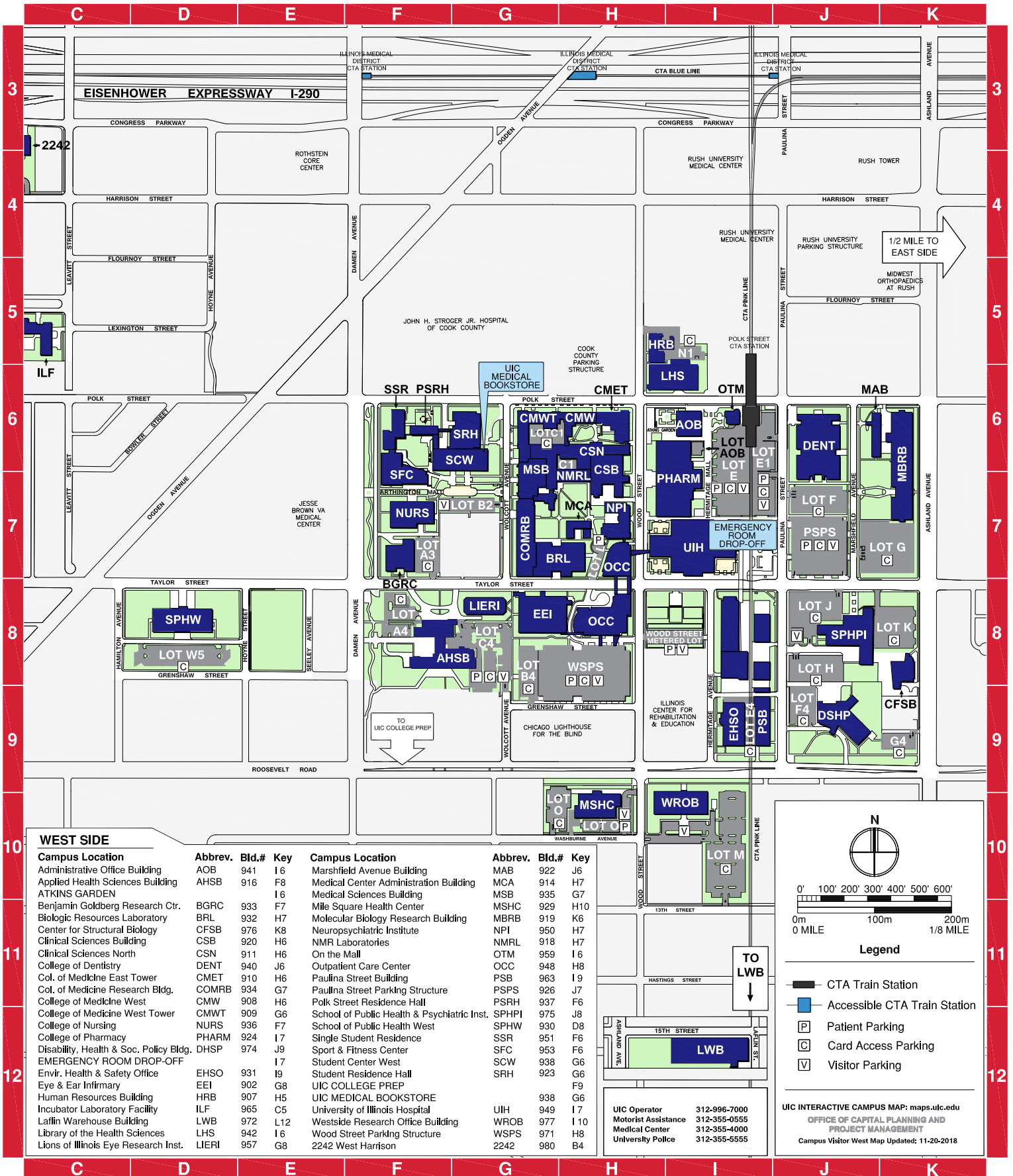


WEST SIDE VISITOR MAP



WEST SIDE

Campus Location

Administrative Office Building	AOB	941	I6
Applied Health Sciences Building	AHSB	916	F8
ATKINS GARDEN			I6
Benjamin Goldberg Research Ctr.	BGRC	933	F7
Biologic Resources Laboratory	BRL	932	H7
Center for Structural Biology	CFSB	976	K8
Clinical Sciences Building	CSB	920	H6
Clinical Sciences North	CSN	911	H6
College of Dentistry	DENT	940	J6
Col. of Medicine East Tower	CMET	910	H6
Col. of Medicine Research Bldg.	COMRB	934	G7
College of Medicine West Tower	CMWT	909	G6
College of Nursing	NURS	936	F7
College of Pharmacy	PHARM	924	I7
Disability, Health & Soc. Policy Bldg.	DHSP	974	J9
EMERGENCY ROOM DROP-OFF			I7
Envir. Health & Safety Office	EHSO	931	I9
Eye & Ear Infirmary	EEL	902	G8
Human Resources Building	HRB	907	H5
Incubator Laboratory Facility	ILF	965	C5
Lafin Warehouse Building	LWB	972	L12
Library of the Health Sciences	LHS	942	I6
Lions of Illinois Eye Research Inst.	LIERI	957	G8

Abbrev. Bld.# Key


SRH	923	G6
SCW	938	G6
SFC	951	F6
NURS	936	F7
LOT A3		
LOT B2		
LOT A4		
LOT C4		
LOT B4		
LOT C4		
LOT C		
LOT O		
LOT P		

Campus Location

Marshfield Avenue Building	MAB	922	J6
Medical Center Administration Building	MCA	914	H7
Medical Sciences Building	MSB	935	G7
Mile Square Health Center	MSHC	929	H10
Molecular Biology Research Building	MBRB	919	K6
Neuropsychiatric Institute	NPI	950	H7
NMR Laboratories	NMRL	918	H7
On the Mall	OTM	959	I6
Outpatient Care Center	OCC	948	H8
Paulina Street Building	PSB	963	I9
Paulina Street Parking Structure	PSPS	926	J7
Polk Street Residence Hall	PSRH	937	F6
School of Public Health & Psychiatric Inst.	SPHPI	975	J8
School of Public Health West	SPHW	930	D8
Single Student Residence	SSR	951	F6
Sport & Fitness Center	SFC	953	F6
Student Center West	SCW	938	G6
Student Residence Hall	SRH	923	G6
UIC COLLEGE PREP			F9
UIC MEDICAL BOOKSTORE			G6
University of Illinois Hospital	UIH	949	I7
Westside Research Office Building	WROB	977	I10
Wood Street Parking Structure	WSPS	971	H8
2242 West Harrison	2242	980	B4

Abbrev. Bld.# Key

LOT M			
LOT N			
LOT O			
LOT P			
LOT Q			
LOT R			
LOT S			
LOT T			
LOT U			
LOT V			
LOT W			
LOT X			
LOT Y			
LOT Z			








0' 100' 200' 300' 400' 500' 600'

0m 100m 200m

0 MILE 1/8 MILE

Legend

-  CTA Train Station
-  Accessible CTA Train Station
-  Patient Parking
-  Card Access Parking
-  Visitor Parking

UIC OPERATOR 312-996-7000
 MOTORIST ASSISTANCE 312-355-0555
 MEDICAL CENTER 312-355-4000
 UNIVERSITY POLICE 312-355-5555

UIC INTERACTIVE CAMPUS MAP: maps.uic.edu
 OFFICE OF CAPITAL PLANNING AND PROJECT MANAGEMENT
 Campus Visitor West Map Updated: 11-20-2018

